



**Ahluwalia Contracts
(India) Limited**
Engineering, Designing & Construction

Date: 14/11/2024

To,

Compliance Department
BSE Limited.
25th Floor, P.J. Towers
Dalal Street, Mumbai -
400001

Compliance Department
National Stock Exchange of India
Ltd.
5th Floor, Exchange Plaza,
Bandra Kurla Complex,
Bandra (East) Mumbai- 400051

Compliance Department
Calcutta Stock Exchange Ltd
7, Lyons Range, Dalhousie,
Murgighata, B B D Bagh,
Kolkata, West Bengal – 700001

Sub: **Outcome of the Board of Directors Meeting**

Ref.: SCRIP CODE: NSE: - AHLUCONT, BSE: - 532811 - ISIN Code: INE758C01029

Dear Sir/Madam,

Pursuant to Regulation 33 and other applicable regulations of the SEBI (Listing Obligations and Disclosure Requirements) Regulations 2015, this is to inform that the Board of Directors of the Company in their meeting held on Thursday, 14th, November 2024 through physical / virtual / video conferencing mode hosted at B-227, Okhla Industrial Area, Phase-I, New Delhi-110020 have considered and approved the Unaudited Standalone and Consolidated Financial Results of the Company for the quarter and half year ended September 30, 2024 along with the Limited Review Report from the Statutory Auditors thereon.

The Board meeting commenced at 4.00 p.m. & concluded at 05.00 p.m.

You are also requested to up-date our Company records/data in BSE website & NSE website.

Yours faithfully,

for Ahluwalia Contracts (India) Ltd

(Vipin Kumar Tiwari)
Company Secretary



Encl.: as above

Registered. Office: A-177, Okhla Industrial Area, Phase-I, New Delhi-110020

Phone: 011-49410502, 517 & 599 Fax: 011-49410553

Email ID: cs.corpoffice@acilnet.com; Website: www.acilnet.com

(Corporate Identification Number: L45101DL1979PLC009654)

AHLUWALIA CONTRACTS (INDIA) LIMITED

Regd. Office : A-177, Okhla Industrial Area, Phase-I, New Delhi-110020.

CIN NO. L45101DL1979PLC009654 - Website - www.acilnet.com Email - mail@acilnet.com

Statement of Un-Audited Financial Results for the quarter and half year ended 30th September, 2024

(Rs. In Lakhs)

SL. NO.	PARTICULARS	CONSOLIDATED					
		Quarter Ended			Half Year Ended		Year Ended
		30.09.2024 (Un-Audited)	30.06.2024 (Un-Audited)	30.09.2023 (Un-Audited)	30.09.2024 (Un-Audited)	30.09.2023 (Un-Audited)	31.03.2024 (Audited)
I	Revenue from Operations	101148.06	91934.83	90154.92	193082.89	166516.15	385529.77
II	Other Income	1170.75	1077.71	845.72	2248.46	1527.39	3664.24
III	Total Income (I+II)	102318.81	93012.54	91000.64	195331.35	168043.54	389194.01
IV	Expenses						
	(a) Cost of Materials Consumed	43189.66	40472.52	42140.61	83662.18	77791.18	183946.36
	(b) Construction Expenses	7859.48	6619.94	6230.88	14479.42	11067.54	23272.00
	(c) Sub-Contract work	32177.44	28395.71	24557.78	60573.15	44341.24	105140.75
	(d) Employees benefits expense	8900.05	8090.07	6880.23	16990.12	13477.19	28238.80
	(e) Finance Costs	1600.31	1475.22	1147.77	3075.53	2232.53	4813.41
	(f) Depreciation, amortisation and impairment expenses	1657.09	1501.23	1256.75	3158.32	2434.77	6685.65
	(g) Other Expenses	1677.72	2310.23	1368.65	3987.95	2597.25	6082.13
	Total Expenses (IV)	97061.75	88864.92	83582.67	185926.67	153941.70	358179.10
V-	Profit before share of Loss from Joint Venture, exceptional items and tax (III-IV)	5257.06	4147.62	7417.97	9404.68	14101.84	31014.91
VI-	Share of Profit/(Loss) of Joint Venture	24.90	(4.89)	(21.91)	20.01	(22.83)	(66.92)
VII-	Exceptional items	0.00	0.00	0.00	0	0	19497.07
VIII-	Profit before tax (V+VI-VII)	5281.96	4142.73	7396.06	9424.69	14079.01	50445.06
IX-	Tax Expense						
	a) Current Tax	1694.69	1208.75	2012.88	2903.44	3882.01	13524.00
	b) Deferred Tax Charge/(Credit)	(280.06)	(122.35)	(123.81)	(402.41)	(281.19)	(561.54)
	Total Tax Expense	1414.63	1086.40	1889.07	2501.03	3600.82	12962.46
X-	Net Profit after tax for the period/ year (VIII-IX)	3867.33	3056.33	5506.99	6923.66	10478.19	37482.60
XI-	Other Comprehensive Income /(Loss)						
	Item to be reclassified to profit or loss	0.00	0.00	0.00	0.00	0.00	0.00
	Income tax relating to items to be reclassified to profit or loss	0.00	0.00	0.00	0.00	0.00	0.00
	Item not to be reclassified to profit or loss	(17.81)	(17.80)	39.40	(35.61)	78.8	(71.21)
	Income tax relating to items not to be reclassified to profit or loss	4.48	4.48	(9.92)	8.96	(19.83)	17.92
XII-	Total Comprehensive Income (X+XI)	3854.00	3043.01	5536.47	6897.01	10537.16	37429.31
XIII-	Paid-up equity share capital (Face value of Rs. 2/- each)	1339.75	1339.75	1339.75	1339.75	1339.75	1339.75
XIV-	Other Equity						158654.78
XV-	Earning per equity share (EPS) in Rupees (Face value of Rs. 2/- each) (not annualised):						
	- Basic	5.77	4.56	8.22	10.34	15.64	55.95
	- Diluted	5.77	4.56	8.22	10.34	15.64	55.95

SEGMENT RESULTS

(Rs. in Lakhs)

SL. NO.	PARTICULARS	CONSOLIDATED					
		Quarter Ended			Half Year Ended		Year Ended
		30.09.2024 (Un-Audited)	30.06.2024 (Un-Audited)	30.09.2023 (Un-Audited)	30.09.2024 (Un-Audited)	30.09.2023 (Un-Audited)	31.03.2024 (Audited)
1	Segment Revenue						
	a) Contract Work	100816.13	91789.64	89908.99	192605.77	166088.82	384817.77
	b) Investment Property	156.93	145.19	174.33	302.12	355.73	640.40
	c) Others	175.00	0.00	71.60	175.00	71.60	71.60
	Total	101148.06	91934.83	90154.92	193082.89	166516.15	385529.77
	Less: Inter Segment Revenue	0.00	0.00	0.00	0.00	0.00	0.00
	Revenue From Operations	101148.06	91934.83	90154.92	193082.89	166516.15	385529.77
2	Segment Result						
	a) Contract Work	6443.74	5257.79	8442.53	11701.53	16057.36	36580.45
	b) Investment Property	(29.14)	(16.53)	(16.77)	(45.67)	16.06	(1527.91)
	c) Others	18.18	0.00	(7.92)	18.18	(7.92)	(7.92)
	Total	6432.78	5241.26	8417.84	11674.04	16065.50	35044.62
	Less:						
	a) Finance Cost	1600.31	1475.22	1147.77	3075.53	2232.53	4813.41
	b) Other un-allocable income net of unallocable expense	(424.59)	(381.58)	(147.90)	(806.17)	(268.87)	(783.70)
	c) Exceptional Items - (Gain)/Loss	0.00	0.00	0.00	0.00	0.00	(19497.07)
	Total Profit before Share of Loss of Joint Venture and Tax	5257.06	4147.62	7417.97	9404.68	14101.84	50511.98
	Share of Profit/(Loss) Of Joint Venture	24.90	(4.89)	(21.91)	20.01	(22.83)	(66.92)
	Total Profit before Tax	5281.96	4142.73	7396.06	9424.69	14079.01	50445.06




	Segment Assets						
	a) Contract Work	258312.51	264129.97	220523.02	258312.51	220523.02	241844.10
	b) Investment Property	9272.55	9427.63	11149.90	9272.55	11149.90	9470.09
	c) Others	3663.66	3820.48	3820.48	3663.66	3820.48	3820.48
	d) Unallocated	67815.42	56672.82	44510.17	67815.42	44510.17	64325.48
	Total Segment Assets	339064.14	334050.90	280003.57	339064.14	280003.57	319460.15
	Segment Liabilities						
	a) Contract Work	165646.88	155034.08	139383.52	165646.88	139383.52	149145.60
	b) Investment Property	6015.44	5975.14	5806.01	6015.44	5806.01	5918.72
	c) Others	0.00	0.00	0.00	0.00	0.00	0.00
	d) Unallocated	845.22	10004.15	1694.12	845.22	1694.12	4401.30
	Total Segment Liabilities	172507.54	171013.37	146883.65	172507.54	146883.65	159465.62
3	Capital Employed (Segment Assets - Segment Liabilities)						
	a) Contract Work	92665.63	109095.89	81139.50	92665.63	81139.50	92698.50
	b) Investment Property	3257.11	3452.49	5343.89	3257.11	5343.89	3551.37
	c) Others	3663.66	3820.48	3820.48	3663.66	3820.48	3820.48
	d) Unallocated	66970.20	46668.67	42816.05	66970.20	42816.05	59924.18
	Total Capital Employed	166556.60	163037.53	133119.92	166556.60	133119.92	159994.53

STATEMENT OF ASSETS AND LIABILITIES

PARTICULARS	Consolidated	
	AS AT	AS AT
	30.09.2024 (Un-Audited)	31.03.2024 (Audited)
ASSETS		
Non-current assets		
(a) Property, plant and equipments	30686.37	23701.94
(b) Capital work-in-progress	0.00	732.08
(c) Right of use assets	629.22	782.12
(d) Investment Property	8740.25	8914.63
(e) Goodwill	138.00	138.00
(f) Other Intangible assets	120.60	115.32
(g) Intangible assets under development	345.06	0.00
(h) Financial assets		
(i) Loans	5.89	1.15
(ii) Trade Receivables	3314.26	3468.25
(iii) Other financial assets	5510.58	6352.48
(i) Deferred tax assets (net)	3664.61	3253.25
(j) Non-current tax assets (net)	2123.00	1249.41
(k) Other non-current assets	8956.42	7691.34
Total Non-current assets	64234.26	56399.97
Current assets		
(a) Inventories	32693.71	31584.97
(b) Financial assets		
(i) Trade receivables	62529.91	74558.57
(ii) Cash and cash equivalents	28179.37	33450.37
(iii) Bank balances other than cash & cash equivalents mentioned above	48110.23	44583.14
(iv) Loans	76.48	65.48
(v) Other financial assets	2939.83	1979.24
(c) Other current assets	100300.35	76838.41
Total Current assets	274829.88	263060.18
TOTAL ASSETS	339064.14	319460.15
EQUITY AND LIABILITIES		
EQUITY		
(a) Equity share capital	1339.75	1339.75
(b) Other Equity	165216.85	158654.78
Total Equity	166556.60	159994.53
LIABILITIES:		
Non-current liabilities		
(a) Financial Liabilities		
(i) Borrowings	155.05	70.38
(ii) Lease liabilities	5742.19	5650.18
(iii) Other financial liabilities	337.31	343.21
(b) Provisions	377.97	370.47
(c) Other non-current liabilities	33873.49	31619.76
Total Non-current liabilities	40486.01	38054.00
Current liabilities		
(a) Financial Liabilities		
(i) Borrowings	900.26	4426.25
(ii) Lease liabilities	370.52	355.62
(iii) Trade payables		
Total Outstanding Dues of Micro Enterprises and Small Enterprises	954.29	810.41
Total Outstanding Dues of Creditors Other than Micro Enterprises and Small Enterprises	81927.81	69191.80

[Handwritten signature]



(iv) Other financial liabilities	12418.24	9927.61
(b) Other current liabilities	34786.60	36141.73
(c) Provisions	663.81	558.20
Total Current liabilities	132021.53	121411.62
TOTAL EQUITY AND LIABILITIES	339064.14	319460.15

STATEMENT OF CASH FLOW

PARTICULARS	Consolidated	
	Half Year Ended	
	30.09.2024 (Un-Audited)	30.09.2023 (Un-Audited)
A. Cash Flow from Operating Activities		
Net Profit/(Loss) before Tax	9424.69	14079.01
Adjustment for :		
Depreciation, amortisation and impairment expenses	3158.32	2434.77
Interest Income	(2014.25)	(1360.93)
Interest on income tax (net of refund)	121.28	0.00
Interest Expense	2011.07	1374.50
Share of Loss/(Profit) of Joint Venture	(20.01)	22.83
Trade Receivables/ Advances written off	613.70	0.00
Liabilities written back	(108.78)	(114.78)
(Gain) / Loss on Sale of Property, Plant and Equipment (net)	(50.89)	(12.06)
Unrealised (gain)/loss on foreign exchange (net)	0.29	1.08
Operating Profit before working Capital Changes :	13135.44	16424.42
Movements in Working Capital :		
(Increase)/decrease in Trade Receivables	11588.96	(4752.52)
(Increase)/decrease in Inventories	(1108.73)	(8146.38)
Increase/(decrease) in Trade payables, Financial & Other liabilities and Provisions	14391.14	16690.33
(Increase)/decrease in Other financial assets and Other assets	(25502.69)	(21475.03)
Cash generated from Operations :	12504.12	(1259.18)
Income Taxes Paid (net of refunds)	(3898.32)	(3335.39)
Net Cash flow from/(used in) Operating Activities (A)	8605.80	(4594.57)
B. Cash Flow from Investing Activities		
Purchase of property, plant & equipment, including capital work-in-progress & intangible assets	(9239.17)	(5488.64)
Movement in Fixed Deposits with Banks	(2630.43)	(9764.02)
Proceeds from sale of property, plant and equipment	56.34	122.84
Interest Received	1558.74	883.64
Net Cash flow from/(used in) Investing Activities (B)	(10254.52)	(14246.18)
C. Cash Flow from Financing Activities		
Proceeds from Long term borrowings	129.45	106.99
Repayment of long term borrowings	(14.69)	(0.34)
Proceeds from/ (repayment of) Short term borrowings	(3556.08)	2818.66
Payment of Lease Liabilities	(175.52)	(144.00)
Interest Paid	(5.45)	(827.90)
Net Cash flow from/(used) in Financing Activities (C)	(3622.29)	1953.41
Net Increase/Decrease in Cash & Cash Equivalents (A+B+C)	(5271.01)	(16887.34)
Cash & Cash equivalents at the beginning of the year	33450.38	36594.40
Cash & Cash equivalents at the end of the year	28179.37	19707.06

Place : New Delhi
Date : 14.11.2024

**BIKRAMJIT
AHLUWALIA**

On behalf of the Board of Directors

Digitally signed by BIKRAMJIT
AHLUWALIA
Date: 2024.11.14 17:00:46 +05'30'

(BIKRAMJIT AHLUWALIA)
CHAIRMAN & MANAGING DIRECTOR
DIN NO.00304947



AHLUWALIA CONTRACTS (INDIA) LIMITED

Regd. Office : A-177, Okhla Industrial Area, Phase-I, New Delhi-110020.

CIN NO. L45101DL1979PLC009654 - Website - www.acilnet.com Email - mail@acilnet.com

Statement of Un-Audited Financial Results for the quarter and half year ended 30th September, 2024

(Rs. in Lakhs)

SL. NO.	PARTICULARS	S T A N D A L O N E					
		Quarter Ended			Half Year Ended		Year Ended
		30.09.2024 (Un-Audited)	30.06.2024 (Un-Audited)	30.09.2023 (Un-Audited)	30.09.2024 (Un-Audited)	30.09.2023 (Un-Audited)	31.03.2024 (Audited)
I	Revenue from Operations	101148.06	91934.83	90154.92	193082.89	166516.15	385529.77
II	Other Income	1170.75	1077.71	845.72	2248.46	1527.39	3664.24
III	Total Income (I+II)	102318.81	93012.54	91000.64	195331.35	168043.54	389194.01
IV	Expenses						
	(a) Cost of Materials Consumed	43189.66	40472.52	42140.61	83662.18	77791.18	183946.36
	(b) Construction Expenses	7859.48	6619.94	6230.88	14479.42	11067.54	23272.00
	(c) Sub-Contract work	32177.44	28395.71	24557.78	60573.15	44341.24	105140.75
	(d) Employees benefits expense	8900.05	8090.07	6880.23	16990.12	13477.19	28238.80
	(e) Finance Costs	1600.31	1475.22	1147.77	3075.53	2232.53	4813.41
	(f) Depreciation, amortisation and impairment expenses	1657.09	1501.23	1256.75	3158.32	2434.77	6685.65
	(g) Other Expenses	1684.14	2311.50	1367.52	3995.64	2594.96	6077.05
	Total Expenses (IV)	97068.17	88866.19	83581.54	185934.36	153939.41	358174.02
V-	Profit before exceptional items and tax (III-IV)	5250.64	4146.35	7419.10	9396.99	14104.13	31019.99
VI-	Exceptional items-Gain	0.00	0.00	0.00	0.00	0.00	19497.07
VII-	Profit before tax (V-VI)	5250.64	4146.35	7419.10	9396.99	14104.13	50517.06
VIII-	Tax Expense						
	a) Current Tax	1694.69	1208.75	2012.88	2903.44	3882.01	13524.00
	b) Deferred Tax Charge/(Credit)	(280.06)	(122.35)	(123.81)	(402.41)	(281.19)	(561.54)
	Total Tax Expense	1414.63	1086.40	1889.07	2501.03	3600.82	12962.46
IX-	Net Profit after tax for the period/ year (VII-VIII)	3836.01	3059.95	5530.03	6895.96	10503.31	37554.60
X-	Other Comprehensive Income /(Loss)						
	Item to be reclassified to profit or loss	0.00	0.00	0.00	0.00	0.00	0.00
	Income tax relating to items to be reclassified to profit or loss	0.00	0.00	0.00	0.00	0.00	0.00
	Item not to be reclassified to profit or loss	(17.81)	(17.80)	39.40	(35.61)	78.80	(71.21)
	Income tax relating to items not to be reclassified to profit or loss	4.48	4.48	(9.92)	8.96	(19.83)	17.92
XI-	Total Comprehensive Income (IX+X)	3822.68	3046.63	5559.51	6869.31	10562.28	37501.31
XII-	Paid-up equity share capital (Face value of Rs. 2/- each)	1339.75	1339.75	1339.75	1339.75	1339.75	1339.75
XIII-	Other Equity						158873.67
XIV-	Earning per equity share (EPS) in Rupees (Face value of Rs. 2/- each) (not annualised):						
	- Basic	5.73	4.57	8.26	10.29	15.68	56.06
	- Diluted	5.73	4.57	8.26	10.29	15.68	56.06

SEGMENT RESULTS

(Rs. in Lakhs)

SL. NO.	PARTICULARS	S T A N D A L O N E					
		Quarter Ended			Half Year Ended		Year Ended
		30.09.2024 (Un-Audited)	30.06.2024 (Un-Audited)	30.09.2023 (Un-Audited)	30.09.2024 (Un-Audited)	30.09.2023 (Un-Audited)	31.03.2024 (Audited)
1	Segment Revenue						
	a) Contract Work	100816.13	91789.64	89908.99	192605.77	166088.82	384817.77
	b) Investment Property	156.93	145.19	174.33	302.12	355.73	640.40
	c) Others	175.00	0.00	71.60	175.00	71.60	71.60
	Total	101148.06	91934.83	90154.92	193082.89	166516.15	385529.77
	Less: Inter Segment Revenue	0.00	0.00	0.00	0.00	0.00	0.00
	Revenue From Operations	101148.06	91934.83	90154.92	193082.89	166516.15	385529.77
2	Segment Result						
	a) Contract Work	6436.24	5255.29	8442.53	11691.53	16057.36	36580.46
	b) Investment Property	(28.06)	(15.30)	(15.64)	(43.36)	18.35	(1,522.83)
	c) Others	18.18	0.00	(7.92)	18.18	(7.92)	(7.92)
	Total	6426.36	5239.99	8418.97	11666.35	16067.79	35049.71
	Less:						
	a) Finance Cost	1600.31	1475.22	1147.77	3075.53	2232.53	4813.41
	b) Other un-allocable income net of unallocable expense	(424.59)	(381.58)	(147.90)	(806.17)	(268.87)	(783.70)
	c) Exceptional Items - (Gain)/Loss	0.00	0.00	0.00	0.00	0.00	(19497.07)
	Total Profit before Tax	5250.64	4146.35	7419.10	9396.99	14104.13	50517.07



Segment Assets						
a) Contract Work	259001.42	264843.78	221170.31	259001.42	221170.31	242553.03
b) Investment Property	8879.04	9035.76	10758.27	8879.04	10758.27	9078.46
c) Others	3663.66	3820.48	3820.48	3663.66	3820.48	3820.48
d) Unallocated	67668.87	56532.11	44369.46	67668.87	44369.46	64184.06
Total Segment Assets	339212.99	334232.13	280118.52	339212.99	280118.52	319636.03
Segment Liabilities						
a) Contract Work	165646.88	155034.08	139383.52	165646.88	139383.52	149145.60
b) Investment Property	5973.09	5933.85	5766.48	5973.09	5766.48	5875.71
c) Others	0.00	0.00	0.00	0.00	0.00	0.00
d) Unallocated	845.23	10004.15	1694.12	845.23	1694.12	4401.30
Total Segment Liabilities	172465.20	170972.08	146844.12	172465.20	146844.12	159422.61
3 Capital Employed (Segment Assets - Segment Liabilities)						
a) Contract Work	93354.54	109809.70	81786.79	93354.54	81786.79	93407.43
b) Investment Property	2905.95	3101.91	4991.79	2905.95	4991.79	3202.75
c) Others	3663.66	3820.48	3820.48	3663.66	3820.48	3820.48
d) Unallocated	66823.64	46527.96	42675.34	66823.64	42675.34	59782.76
Total Capital Employed	166747.79	163260.05	133274.40	166747.79	133274.40	160213.42

STATEMENT OF ASSETS AND LIABILITIES

PARTICULARS	Standalone	
	AS AT	AS AT
	30.09.2024 (Un-Audited)	31.03.2024 (Audited)
ASSETS		
Non- current assets		
(a) Property, plant and equipments	30686.37	23701.94
(b) Capital work-in-progress	0.00	732.08
(c) Right of use assets	629.22	782.12
(d) Investment Property	8348.62	8523.00
(e) Other Intangible assets	120.61	115.32
(f) Intangible assets under development	345.06	0.00
(g) Financial assets		
(i) Investments	628.00	628.00
(ii) Loans	5.89	1.15
(iii) Trade Receivables	3314.26	3468.25
(iv) Other financial assets	5510.58	6352.48
(h) Deferred tax assets (net)	3664.61	3253.25
(i) Non-current tax assets (net)	2123.00	1249.41
(j) Other non-current assets	8956.42	7691.34
Total Non-current assets	64332.64	56498.34
Current assets		
(a) Inventories	32693.71	31584.97
(b) Financial assets		
(i) Trade receivables	62590.82	74639.49
(ii) Cash and cash equivalents	28170.82	33446.96
(iii) Bank balances other than cash & cash equivalents mentioned above	48110.23	44583.14
(iv) Loans	76.48	65.48
(v) Other financial assets	2938.83	1979.24
(c) Other current assets	100299.46	76838.41
Total Current assets	274880.35	263137.69
TOTAL ASSETS	339212.99	319636.03
EQUITY AND LIABILITIES		
EQUITY		
(a) Equity share capital	1339.75	1339.75
(b) Other Equity	165408.04	158873.67
Total Equity	166747.79	160213.42
LIABILITIES:		
Non-current liabilities		
(a) Financial Liabilities		
(i) Borrowings	155.05	70.38
(ii) Lease liabilities	5742.19	5650.18
(iii) Other financial Liabilities	337.31	343.21
(b) Provisions	377.97	370.47
(c) Other non-current liabilities	33873.49	31619.76
Total Non-current liabilities	40486.01	38054.00




Current liabilities		
(a) Financial Liabilities		
(i) Borrowings	900.26	4426.25
(ii) Lease liabilities	370.52	355.62
(iii) Trade payables		
Total Outstanding Dues of Micro Enterprises and Small Enterprises	954.29	810.41
Total Outstanding Dues of Creditors Other than Micro Enterprises and Small Enterprises	81927.81	69191.8
(iv) Other financial liabilities	12375.89	9884.60
(b) Other current liabilities	34786.61	36141.73
(c) Provisions	663.81	558.20
Total Current liabilities	131979.19	121368.61
TOTAL EQUITY AND LIABILITIES	339212.99	319636.03

STATEMENT OF CASH FLOW

PARTICULARS	Standalone	
	Half Year Ended	Half Year Ended
	30.09.2024	30.09.2023
	(Un-Audited)	(Un-Audited)
A. Cash Flow from Operating Activities		
Net Profit/(Loss) before Tax	9396.99	14104.13
Adjustment for :		
Depreciation, amortisation and impairment expenses	3158.32	2434.77
Interest Income	(2014.25)	(1360.93)
Interest on income tax (net of refund)	121.28	0.00
Interest Expense	2011.07	1374.50
Trade Receivables/ Advances written off	613.70	0.00
Liabilities written back	(108.76)	(114.78)
(Gain) / Loss on Sale of Property, Plant and Equipment (net)	(50.89)	(12.06)
Unrealised (gain)/loss on foreign exchange (net)	0.29	1.08
Operating Profit before working Capital Changes :	13127.75	16426.71
Movements in Working Capital :		
(Increase)/decrease in Trade Receivables	11588.96	(4752.52)
(Increase)/decrease in Inventories	(1108.73)	(8146.38)
Increase/(decrease) in Trade payables, Financial & Other liabilities and Provisions	14391.82	16689.52
(Increase)/decrease in Other financial assets and Other assets	(25500.81)	(21475.03)
Cash generated from Operations :	12498.99	(1257.70)
Income Taxes Paid (net of refunds)	(3898.31)	(3335.39)
Net Cash flow from/(used in) Operating Activities (A)	8600.68	(4593.09)
B. Cash Flow from Investing Activities		
Purchase of property, plant & equipment, including capital work-in-progress & intangible assets	(9239.17)	(5488.64)
Movement in Fixed Deposits with Banks	(2630.43)	(9764.02)
Proceeds from sale of property, plant and equipment	56.34	122.84
Interest Received	1558.74	883.64
Net Cash flow from/(used in) Investing Activities (B)	(10254.52)	(14246.18)
C. Cash Flow from Financing Activities		
Proceeds from Long term borrowings	129.45	106.99
Repayment of long term borrowings	(14.69)	(0.34)
Proceeds from/ (repayment of) Short term borrowings	(3556.08)	2818.66
Payment of Lease Liabilities	(175.52)	(144.00)
Interest Paid	(5.45)	(827.90)
Net Cash flow from/(used) in Financing Activities (C)	(3622.29)	1953.41
Net Increase/Decrease in Cash & Cash Equivalents (A+B+C)	(5276.13)	(16885.86)
Cash & Cash equivalents at the beginning of the year	33446.95	36590.22
Cash & Cash equivalents at the end of the year	28170.82	19704.36

Notes :

- The above standalone & consolidated financial results have been reviewed by the Audit Committee and thereafter approved by the Board of Directors at their meeting held on 14 th November,2024. The standalone & consolidated financial results have been prepared in accordance with Indian Accounting Standards (IND-AS) prescribed under section 133 of the Companies Act, 2013 read with Rule 3 of the Companies (Indian Accounting Standards) Rules, 2015 and relevant amendment rules thereafter. The statutory auditors have expressed an unmodified opinion on these results.
- Based on the "management approach" as defined in Ind AS 108- Operating Segments the Chief Operating Decision Maker evaluates the Company's performance and allocates resources based on an analysis of various performance indicators by business segments and



segment information is presented accordingly.

- 3- The figures for the corresponding previous periods have been regrouped/reclassified wherever necessary to make them comparable.
- 4- Results are available at Company's website www.acilnet.com and also at BSE and NSE Websites www.bseindia.com & www.nseindia.com

On behalf of the Board of Directors

BIKRAMJIT
AHLUWALIA

Digitally signed by BIKRAMJIT
AHLUWALIA

Date: 2024.11.14 17:01:50

(BIKRAMJIT AHLUWALIA)

CHAIRMAN & MANAGING DIRECTOR

DIN NO.00304947

Place : New Delhi
Date : 14.11.2024





Amod Agrawal & Associates
Chartered Accountants

Independent Auditor's Review Report on the Quarterly & Year to Date Unaudited Standalone Financial Results of Ahluwalia Contracts (India) Limited Pursuant to the Regulation 33 of the SEBI (Listing Obligations and Disclosure Requirements) Regulations, 2015, as amended

**Review Report to
The Board of Directors,
Ahluwalia Contracts (India) Limited**

1. We have reviewed the accompanying statement of unaudited standalone financial results of **Ahluwalia Contracts (India) Limited** ('the Company') for the quarter ended September 30, 2024 and year to date from April 01, 2024 to September 30, 2024 ("the Statement") attached herewith, being submitted by the Company pursuant to the requirements of Regulation 33 of the SEBI (Listing Obligations and Disclosure Requirements) Regulations 2015 ('the Regulation') as amended, (the listing regulations).
2. This statement which is the responsibility of the Company's Management and approved by the Board of Directors, has been prepared in accordance with the recognition and measurement principles laid down in the Indian Accounting Standard 34 "Interim Financial Reporting" (Ind AS 34) prescribed under section 133 of the Companies Act, 2013, as amended read with relevant rules issued thereunder and other accounting principles generally accepted in India, read with the Circular. Our responsibility is to issue a report on the statement based on our review.
3. We conducted our review of the statement in accordance with the Standard on Review Engagements (SRE) 2410, 'Review of Interim Financial Information Performed by the Independent Auditor of the Entity' issued by the Institute of Chartered Accountants of India. This standard requires that we plan and perform the review to obtain moderate assurance as to whether the Statement is free of material misstatement. A review is limited primarily to inquiries of Company personnel and analytical procedures applied to financial data and thus provides less assurance than an audit. We have not performed an audit and accordingly, we do not express an audit opinion.
4. Based on our review conducted as stated above, nothing has come to our attention that causes us to believe that the accompanying Statement, prepared in accordance with the recognition and measurement principles laid down in the applicable Indian Accounting Standards ('Ind AS') specified under section 133 of the Companies Act, 2013 as amended, read with relevant rules issued thereunder and other recognised accounting practices and policies has not disclosed the information required to be disclosed in terms of the Regulation, read with the Circular, including the manner in which it is to be disclosed, or that it contains any material misstatement.


Place: New Delhi
Dated: 14-11-2024

For AMOD AGRAWAL & ASSOCIATES
Firm Registration No. 005780N
Chartered Accountants


(AMOD AGRAWAL)
PARTNER

M.No. 084175

UDIN: 24084175BKHZVC1541





Limited review report on Quarterly and Year to Date Unaudited Consolidated Financial Results of Ahluwalia Contracts (India) Limited under Regulation 33 of the SEBI (Listing Obligations and Disclosure Requirements) Regulations, 2015, as amended

**To the Board of Directors of
Ahluwalia Contracts (India) Limited**

1. We have reviewed the accompanying statement of unaudited consolidated financial results of **Ahluwalia Contracts (India) Limited** (‘hereinafter referred to as ‘the Holding Company’) and its subsidiaries (the Holding Company and its subsidiaries together referred to as ‘the Group’), its Joint Venture for the quarter ended September 30, 2024 and year to date from April 01, 2024 to September 30, 2024 (‘the Statement’), being submitted by the Holding Company pursuant to the requirements of Regulation 33 of the SEBI (Listing Obligations and Disclosure Requirements) Regulations 2015 (‘the Regulation’) as amended (‘Listing Regulations’).

2. This statement which is the responsibility of the Holding Company’s Management and approved by the Holding Company’s Board of Directors, has been prepared in accordance with the recognition and measurement principles laid down in the Indian Accounting Standard 34 “*Interim Financial Reporting*” (“Ind AS 34”) prescribed under section 133 of the Companies Act 2013, and other accounting principles generally accepted in India and in compliance with Regulation 33 of the Listing Regulations. Our responsibility is to express a conclusion on the statement based on our review.

3. We conducted our review of the statement in accordance with the Standard on Review Engagements (SRE) 2410, “Review of Interim Financial Information Performed by the Independent Auditor of the Entity”, issued by the Institute of Chartered Accountants of India. A review of interim financial information consists of making inquiries, primarily of persons responsible for financial and accounting matters, and applying analytical and other review procedures. A review is substantially less in scope than an audit conducted in accordance with Standard on Auditing and consequently does not enable us to obtain assurance that would become aware of all significant matters that might be identified in an audit. Accordingly, we do not express an audit opinion.

We also performed procedures in accordance with the Circular issued by the Securities and Exchange Board of India under Regulation 33(8) of the Listing Regulations, 2015, as amended, to the extent applicable.

4. The Statement includes results of the following entities:

Name of the Company	Relationship
M/s Ahluwalia Contracts (India) Limited	Holding Company
M/s. Dipesh Mining Pvt. Ltd.	Wholly Owned Subsidiary
M/s. Jiwanyoti Traders Pvt. Ltd.	Wholly Owned Subsidiary
M/s. Paramount Dealcomm Pvt. Ltd.	Wholly Owned Subsidiary
M/s. Prem Sagar Merchants Pvt. Ltd.	Wholly Owned Subsidiary
M/s. Splendor Distributors Pvt. Ltd.	Wholly Owned Subsidiary
M/s ACIL-RCPL JV	Joint Venture

5. Based on our review conducted and procedures performed as stated in paragraph 3 above and based on the consideration of the review reports of the other auditors referred to in paragraph 6 below, nothing has come to our attention that causes us to believe that the accompanying Statement, prepared in

accordance with the recognition and measurement principles laid down in the aforesaid Indian Accounting Standards and other accounting principles generally accepted in India, has not disclosed the information required to be disclosed in terms of Regulation 33 of the Listing Regulations, including the manner in which it is to be disclosed, or that it contains any material misstatement.

6. The accompanying statement includes the unaudited interim financial results and other financial information, in respect of:

- 5 wholly owned subsidiaries whose unaudited interim financial results include total assets of Rs. 408.35 lakhs as at 30 September, 2024 and total revenues of Rs.7.50 lakhs and Rs. 10 lakhs, total net profit after tax Rs.6.42 lakhs and Rs. 7.69 lakhs and total comprehensive profit of Rs. 6.42 lakhs and Rs.7.69 lakhs, for the quarter ended September 30, 2024 and for the period from April 01, 2024 to September 30, 2024 respectively, and net cash inflow of Rs.5.12 lakhs for the period from April 01, 2024 to September 30, 2024 as considered in the statement. The interim financial information of these entities have been reviewed by other auditor's whose report has been furnished to us by the management and our conclusion on the Statement, in so far it relates to the amounts and disclosures included in respect of subsidiaries is based solely on the report of another auditor's and procedures performed by us as stated in paragraph 3 above.
- A Joint venture whose unaudited interim financial results include the Group's share of net profit after tax Rs. 24.90 lakhs and Rs. 20.01 lakhs and total comprehensive profit of Rs. 24.90 lakhs and Rs. 20.01 lakhs, for the quarter ended September 30, 2024 and for the period from April 01, 2024 to September 30, 2024 respectively, which have not been reviewed by their auditor, and have been furnished to us by the Holding Company's Management. Our conclusion on the Statement, in so far as it relates to the amounts and disclosures included in respect of this joint venture, are based solely on such unreviewed interim financial information.

Our conclusion on the Statement is not modified in respect of the above matters.

Place: New Delhi
Dated: 14-11-2024

For AMOD AGRAWAL & ASSOCIATES
Firm Registration No. 005780N
Chartered Accountants


(AMOD AGRAWAL)
PARTNER

M.No. 084175

UDIN: 24084175BKHZVD2318

