

PRESENTATION
Q1 FY 25 RESULTS



AHLUWALIA CONTRACTS (INDIA) LTD.
ENGINEERING DESIGNING CONSTRUCTION

August 2024



DISCLAIMER

The information contained in this presentation is only current as of its date. All actions and statements made herein or otherwise shall be subject to the applicable laws and regulations as amended from time to time. There is no representation that all information relating to the context has been taken care of in the presentation and neither we undertake any obligation as to the regular updating of the information as a result of new information, future events or otherwise. We will accept no liability whatsoever for any loss arising directly or indirectly from the use of, reliance of any information contained in this presentation or for any omission of the information. The information shall not be distributed or used by any person or entity in any jurisdiction or countries where such distribution or use would be contrary to the applicable laws or Regulations. It is advised that prior to acting upon this presentation independent consultation / advise may be obtained and necessary due diligence, investigation etc. may be done at your end. You may also contact us directly for any questions or clarifications.

This presentation may contain certain statements of future expectations and other forward-looking statements, including those relating to our general business plans and strategy, our future financial condition and growth prospects, and future developments in our industry and our competitive and regulatory environment.

In addition to statements which are forward looking by reason of context, the words may, will, should, expects, plans, intends, anticipates, believes, estimates, predicts, potential or continue' and similar expressions identify forward looking statements.

Actual results, performances or events may differ materially from these forward-looking statements including the plans, objectives, expectations, estimates and intentions expressed in forward looking statements due to a number of factors, including without limitation future changes or developments in our business, our competitive environment, technology and application, and political, economic, legal and social conditions. It is cautioned that the foregoing list is not exhaustive.

This presentation is not being used in connection with any invitation of an offer or an offer of securities and should not be used as a basis for any investment decision.



TOTAL INCOME (FY 24)

₹ **38,919** Mn.

EBITDA (FY 24)

₹ **3,885** Mn.

GROSS ORDER BOOK (as at June 24)

₹ **214,398** Mn

UNEXECUTED

ORDER BOOK (as at June 24)

₹ **131,437** Mn

PRESENCE Pan India

(**50+** Ongoing Projects across **16** States + **1** Overseas)

TOTAL INCOME (Q1 FY 25)

₹ **9,193** Mn.

EBITDA (Q1 FY 25)

₹ **605** Mn.

YTD ORDER INFLOWS

₹ **47,744** Mn (FY 2024-25)



Ahluwalia Contracts (India) Limited (ACIL) is a well-established integrated construction company with five decades of expertise in infrastructure development.

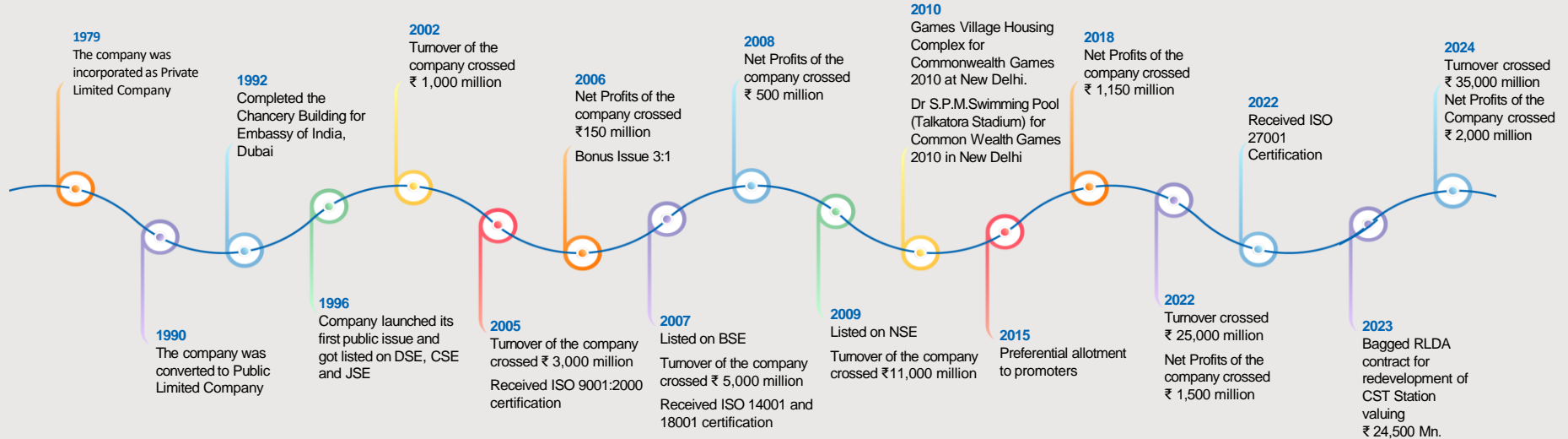
► **Turnkey solutions in Engineering, Design and Construction for Public and Private Sector clients**

► **Completed landmark projects:**

- Residential and commercial complexes
- Hotels, institutional buildings, hospitals
- Corporate offices, information technology (IT) parks, industrial complexes
- Automated car parking lot, townships, BOT projects
- Metro station and depot
- Redevelopment / Upgradation of Railway Stations
- Urban infrastructure



JOURNEY





POWERED BY AN ENDURING VISION, MISSION AND VALUES

Our business is founded on our vision of excellence and steered by our mission of continuous enhancement, as we move towards the next milestone in our journey.



VISION

To be the company of choice for construction of complex buildings by continuously setting higher standards of excellence in different facets of EPC in building Industry.



MISSION

To be the benchmark for clients satisfaction in the building industry, as also for the training and welfare of its workforce.



VALUES THAT DRIVE US

Excellence, Integrity,
Teamwork, Continuous
improvement, Quality



UNIQUE ADVANTAGES

- ▶ State-of-the-art mechanized solutions offered through excellent infrastructure
- ▶ In-house capabilities to ensure high quality standards
- ▶ Wide service portfolio offerings through robust business flow process
- ▶ Timely construction and delivery of projects
- ▶ Experienced Promoters and Strong management bandwidth with sound corporate governance
- ▶ Strong network of channel partners
- ▶ ISO 9001, ISO 14001, ISO 27001 and OHSAS 18001 certification



INDUSTRY / SECTOR OUTLOOK

- The construction Industry in India is expected to reach \$1.4 Tn by 2025. Investments of US\$ 966 Mn. would be required by the infrastructure sector by 2040.
- The construction industry in India is the second largest employer after agriculture, and it is therefore critical to the country's economic stability.
- Construction Industry is contributing 9% share in India's GDP and it currently employs 51 Mn people in India.
- The Construction industry market in India works across 250 sub- sectors with linkages across sectors.
- Indian Real Estate sector is expected to reach a market size of USD 1 Tn by 2030. Its contribution to the country's GDP is expected to be approximately 13% by 2025.
- Increasing demand for commercial space - Construction of office spaces, hotels, retail, entertainment units. The net office space absorption across India's largest 6 cities stood at 31.9 Mn sq.ft. in 2020.
- By 2030, more than 40% of the population is expected to live in urban India (33% today), creating a demand for 25 Mn additional mid-end and affordable units.
- Under National Infrastructure Pipeline (NIP), India has an investment budget of \$1.4 Tn on infrastructure -24% on renewable energy, 18% on roads & highways 17% on urban infrastructure, and 12% on railways.



TOP 10 ONGOING PROJECTS (as on 30th June 2024)

Project	Order Value (₹ Millions)	Unexecuted Value (₹ Millions)
Re-development of Chhatrapati Shivaji Maharaj Terminus (CSMT) at Mumbai	24,500	23,972
India Jewellery Park, Mumbai	21,570	21,570
AllIMS Jammu	13,740	750
Bihar Animal Science University, Patna, Bihar	8,902	6,510
The Arbour Project DLF, Gurugram	7,447	5,779
Tata Memorial Centre, Parel, Mumbai	7,233	6,661
Mandale Depot, Mumbai	7,104	910
Medical College, Koriyawas, Haryana	6,443	556
Max Super Specialty Hospital, Gurugram	6,169	5,966
Dharavi Wastewater Treatment facility, Mumbai	5,566	4,378



ONGOING PROJECTS



STATE	LOCATION
JAMMU & KASHMIR	Jammu (1)
HIMACHAL PRADESH	Chamba (1) Hamirpur (1) Shimla (1) Dharamshala (1)
PUNJAB	Mohali (2)
CHANDIGARH	Chandigarh (1)
DELHI NCR	Delhi (6)
HARYANA	Gurgaon (4) Rewari (1)
UTTAR PRADESH	Greater Noida (1) Noida (1) Jewar (1)
BIHAR	Bodh Gaya (1) Chapra (1) Patna (4)
JHARKHAND	Ranchi (1)
MAHARASHTRA	Mumbai (7)
GOA	Goa (1)
WEST BENGAL	Kolkata (1)
ASSAM	Bongaigaon (1) Jorhat (1) Guwahati (2)
ODISHA	Bhubaneswar (3)
KARNATAKA	Bengaluru (4)
TELANGANA	Hyderabad (1)
NEPAL	Kavre (1)

Number of projects in brackets



KEY CLIENTS



Net Zero by 2035⁺



CINDA Engineering & Construction Pvt. Ltd.





FINANCIAL HIGHLIGHTS

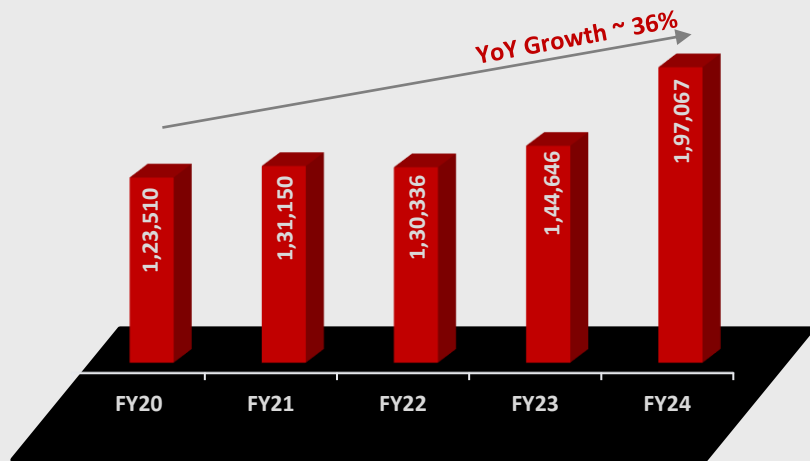


ORDER BOOK

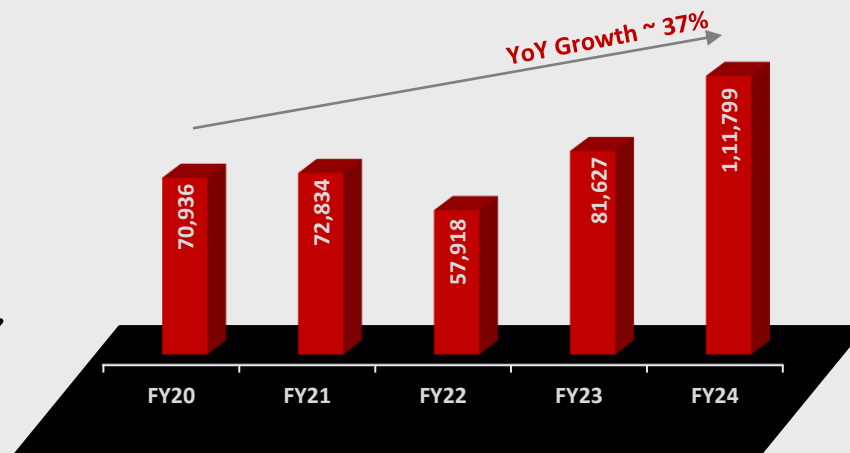
(₹ Mn.)

Details	FY20	FY21	FY22	FY23	FY24
Gross Order Book	123,510	131,150	130,336	144,646	197,067
Unexecuted Order Book	70,936	72,834	57,918	81,627	111,799

Gross Order Book (₹ Mn.)



Unexecuted Order Book (₹ Mn.)



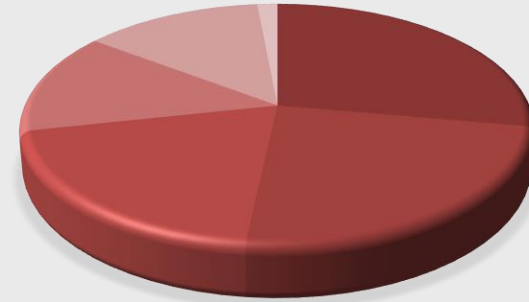


SEGMENT WISE ORDER BOOK CLASSIFICATION (as on June 2024)

Segment Wise Unexecuted Order Book	(₹ Mn.)	Percent (%)
Infrastructure	36,516	27.8%
Hospital	31,458	23.9%
Institutional	26,154	19.9%
Residential	17,995	13.7%
Commercial	17,359	13.2%
Hotel	1,955	1.5%
Total	131,437	100.0%

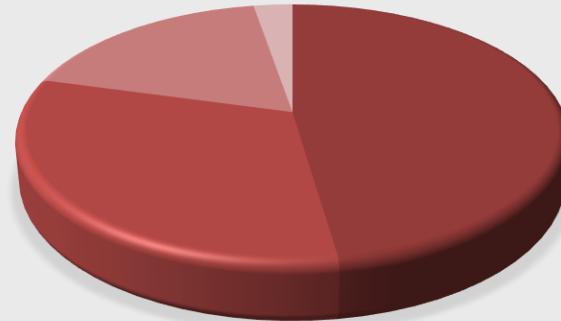
Sector Wise Unexecuted Order Book	(₹ Mn.)	Percent (%)
Private	62,665	47.7%
Central Government (CG)	41,524	31.6%
State Government (SG)	23,714	18.0%
Overseas – Government	3,534	2.7%
Total	131,437	100.0%

SEGMENT WISE ORDER BOOK



■ Infrastructure	27.8 %
■ Commercial	23.9 %
■ Hospital	19.9 %
■ Residential	13.7 %
■ Institutional	13.2 %
■ Hotel	1.5 %

SECTOR WISE FOOTPRINTS



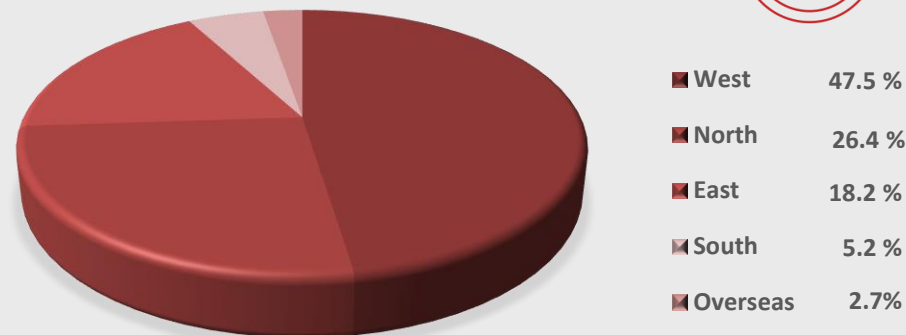
■ Private	47.7 %
■ CG	31.6 %
■ SG	18.0 %
■ Overseas	2.7 %

STATEWISE / REGIONWISE ORDER BOOK CLASSIFICATION (as on June 2024)



State Wise Unexecuted Order Book	(₹ Mn.)	Percent (%)
Maharashtra	61,635	46.9%
Haryana	17,349	13.2%
Bihar	9,340	7.1%
Assam	8,797	6.7%
Delhi	7,842	5.9%
Karnataka	6,397	4.9%
Odisha	4,997	3.8%
Overseas (Nepal)	3,534	2.7%
Chandigarh	2,853	2.2%
Himachal Pradesh	2,443	1.8%
Punjab	2,110	1.6%
Uttar Pradesh	1,311	1.0%
Goa	882	0.7%
Jammu and Kashmir	750	0.6%
Jharkhand	493	0.4%
Telangana	436	0.3%
West Bengal	270	0.2%
Total	131,437	100.0%

OUR DIVERSIFIED REGIONAL PRESENCE



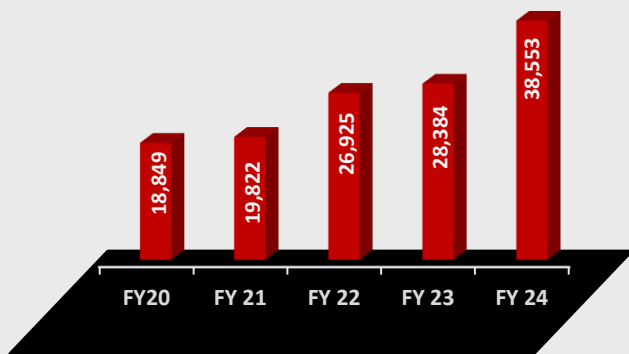
Region Wise Unexecuted Order Book	(₹ Mn.)	Percent (%)
West	62,517	47.5%
North	34,657	26.4%
East	23,896	18.2%
South	6,834	5.2%
Overseas (Nepal)	3,535	2.7%
Total	131,437	100.0%

FINANCIAL HIGHLIGHTS (Standalone)

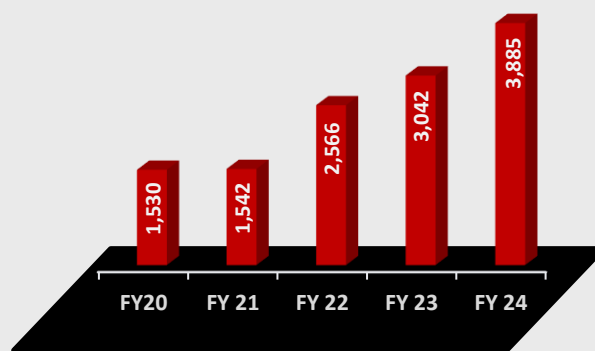
(₹ Mn.)



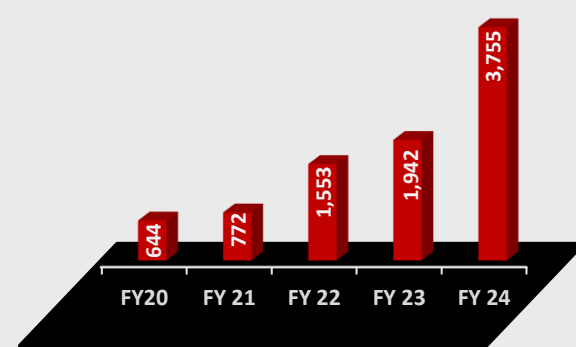
Parameters	FYE20	FYE21	FYE22	FYE23	FYE24
Income From Operations	18,849	19,822	26,925	28,384	38,553
Growth (%)	8%	5%	36%	5%	36%
Other Income	104	223	291	295	366
EBITDA	1,530	1,542	2,566	3,042	3,885
EBITDA margin (%)	8.1%	7.8%	9.5%	10.7%	10.1%
Profit Before Exceptional Gains and Tax	966	1,035	2,084	2,618	3,102
Exceptional Gains	-	-	-	-	1,950
PAT	644	772	1,553	1,942	3,755
PAT Margin (%)	3.4%	3.9%	5.8%	6.8%	9.6%
Net Worth	8,040	8,800	10,365	12,298	16,021



INCOME FROM OPERATIONS (₹ Mn)
CAGR (3 yrs) ~ 25%



EBITDA (₹ Mn)
CAGR (3 yrs) ~ 36%

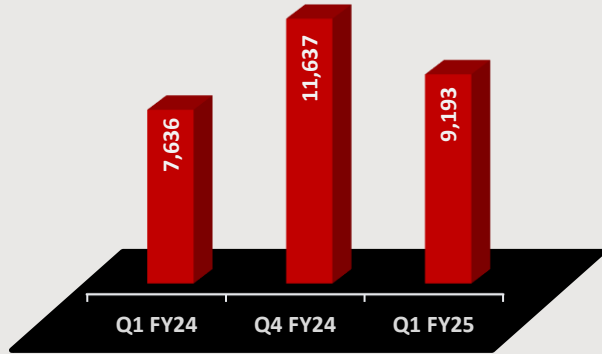


PAT (₹ Mn)
CAGR (3 yrs) ~ 69%

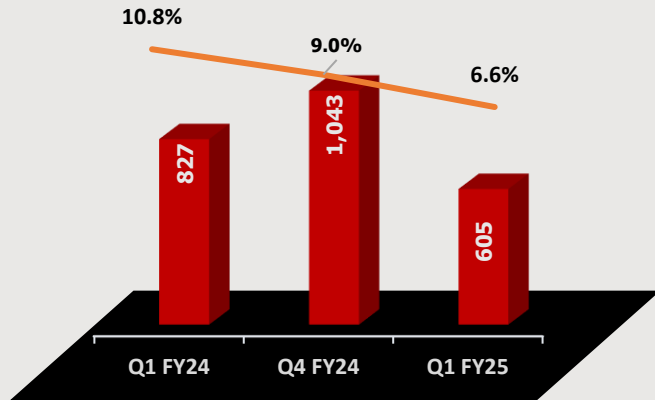
FINANCIAL HIGHLIGHTS (Standalone) (Q1 FY 25)



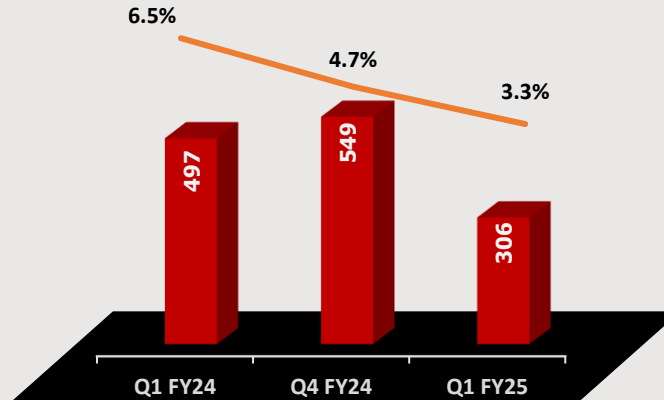
Income from Operations (₹ Mn)



EBITDA (₹ Mn) & MARGIN (%)



PAT* (₹ Mn) & MARGIN (%)



₹ Millions	Q1 FY 25	Q4 FY 24	Q1 FY 24
Income from Operations	9,193	11,637	7,636
EBITDA	605	1,043	827
<i>EBITDA Margin</i>	<i>6.6%</i>	<i>9.0%</i>	<i>10.8%</i>
Depreciation	150	289	118
Finance Cost	148	135	108
Net Profit after Tax*	306	549	497
<i>Net Profit Margin (%)</i>	<i>3.3%</i>	<i>4.7%</i>	<i>6.5%</i>

* Excluding Exceptional Gains of ₹ 1,449 Millions (Net of Tax)

- NET PROFITS
- NET PROFIT Margin
- EBITDA
- EBITDA Margin

REGISTERED / CORPORATE OFFICE - DELHI

PLOT NO. A-177,

OKHLA INDUSTRIAL AREA, PHASE - I,

NEW DELHI -110020

Email: mail@acilnet.com

REGIONAL OFFICES – MUMBAI | KOLKATA | BENGALURU



AHLUWALIA CONTRACTS (INDIA) LTD.

ENGINEERING DESIGNING CONSTRUCTION